

2023 annual report to the Community

Kingston Early Learning Centre

Kingston Early Learning Centre number: 6520

Partnership: South East Coast & Vines



Preschool director:

Stacey Daniel

Signature

Date of endorsement:

19/02/2024



Government
of South Australia
Department for Education

Context Statement

Information about Kingston Early Learning Centre is available on the centres website, as well as the Australian Children's Education and Care Quality Authority (ACECQA) website.

Governing Council Chairperson's Report

The 2023 KELC Governing council farewelled some past members and welcomed some new familiar faces with our first AGM meeting held on 28/3/23

We have had a very successful year, running many events. Some of our highlights from 2023 include Song room with Scott, Healthy Harold excursion, NAIDOC week excursion and school kindy visits.

We held many fundraisers which included selling raffle tickets, a wine order and our "Little artist" art gallery which show cased the children's artwork and was a night to celebrate the children's hard work. These fundraising events helped support upgrades to our learning spaces, which included book and instruments for the children, a water pump and new sand and bark chips. With our impending Bendigo Bank Grant almost finalised we look forward to brainstorming some ideas to utilise the other funds that were raised! These outside upgrades were completed during a working Bee held in November.

Thank you to all the Governing Council members for a fantastic year. Special thank you to Stacey and all the staff at KELC for your support and all the effort put into educating our children.

Nicole Millie
KELC chairperson

Preschool Attendance

	Term 1	Term 2	Term 3	Term 4
2020 centre	90.8%		85.4%	85.7%
2021 centre	53.3%	83.9%	84.6%	87.5%
2022 centre	88.9%	82.4%	40.4%	17.8%
2023 centre	80.4%	74%	77.7%	61.4%
2020 state	89.1%		84.6%	85.8%
2021 state	87.3%	85.3%	87.1%	84.5%
2022 state	83.6%	77.6%	77.9%	77.8%
2023 state	85.4%	82.9%	83.4%	81.4%

Based on attendances recorded in the two-week reference period each term. Data for eligible enrolments as described in the department's Enrolment policy. Attendance rates may differ to previous reporting with the transfer from calculations based on deemed attendance to actual attendance using booked hours divided by attended hours. Data Source: Department for Education Attendance Data, Semester 1 Report 2023. A blank cell indicates there were no students enrolled.

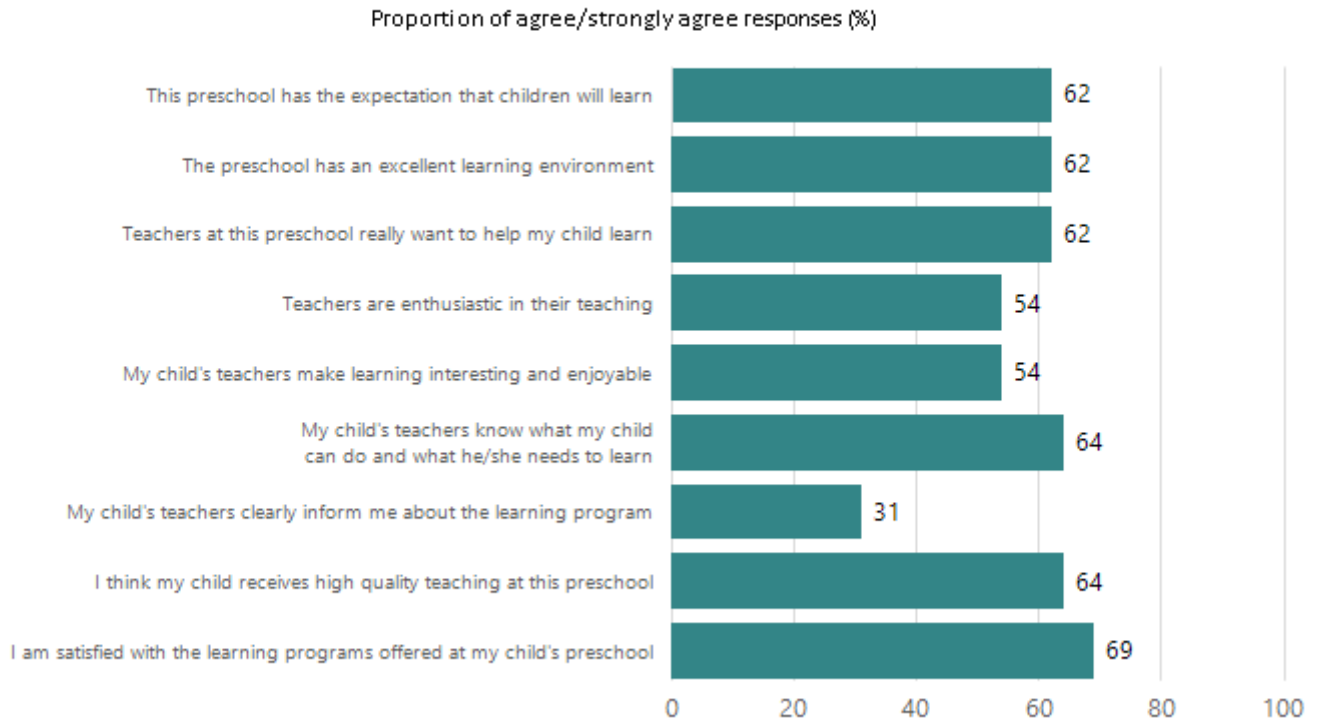
Note: Term 2 2020 data may not be available for all preschools.

Attendance Comment

In South Australia, preschool attendance is not compulsory, but it is strongly encouraged. Preschool gives children the best opportunity to develop skills, which prepare them for school. These benefits include establishing positive routines and habits, friendships and connections as well as developing communication, problem-solving and creative skills. All children are entitled to access a preschool program over 4 terms the year before they start school.

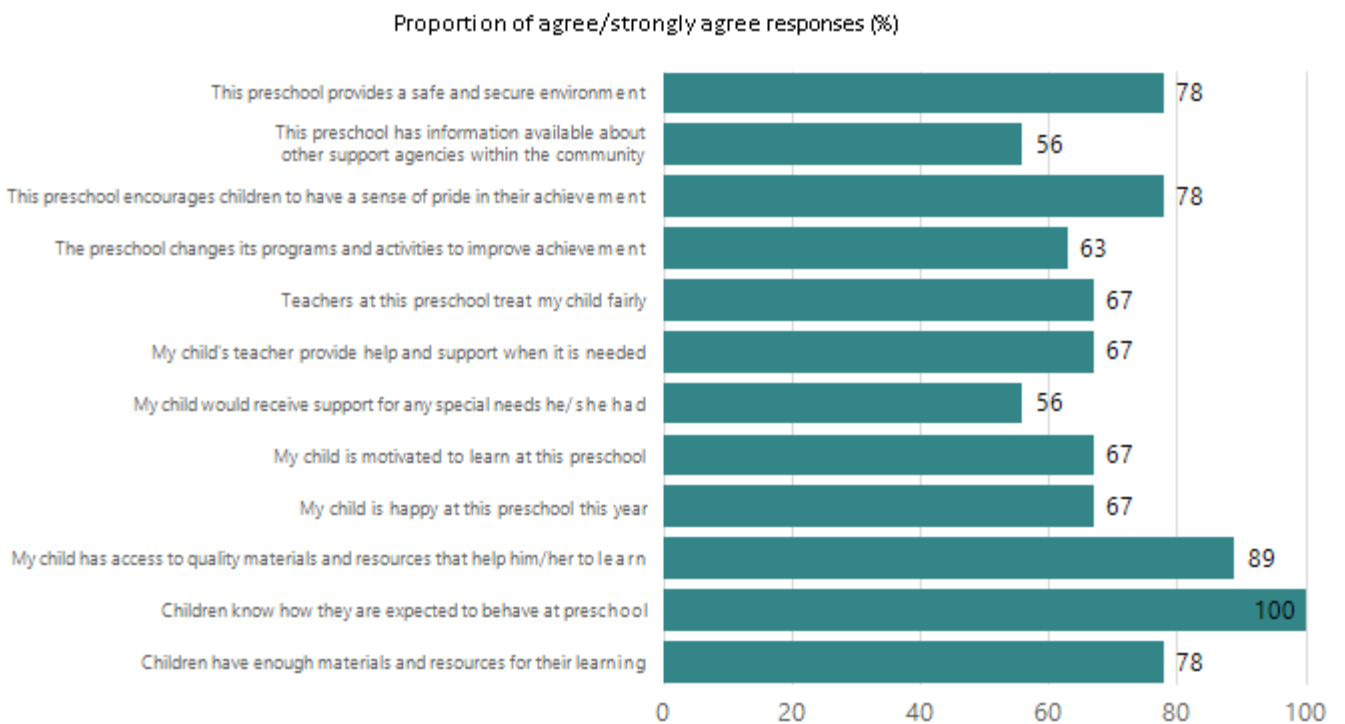
Preschool Family Opinion Survey

Quality of Teaching and Learning



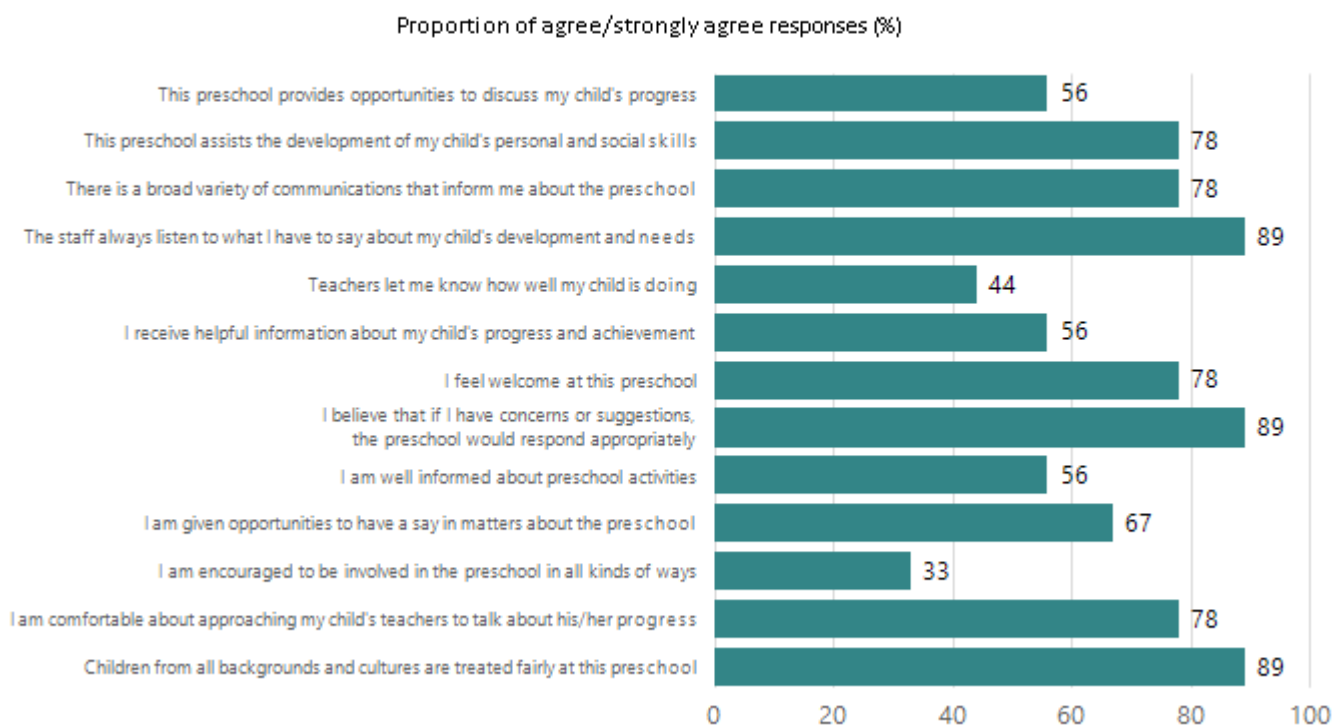
Data Source: 2023 Department for Education Preschool Family Opinions Survey, Term 3 2023.

Support of Learning



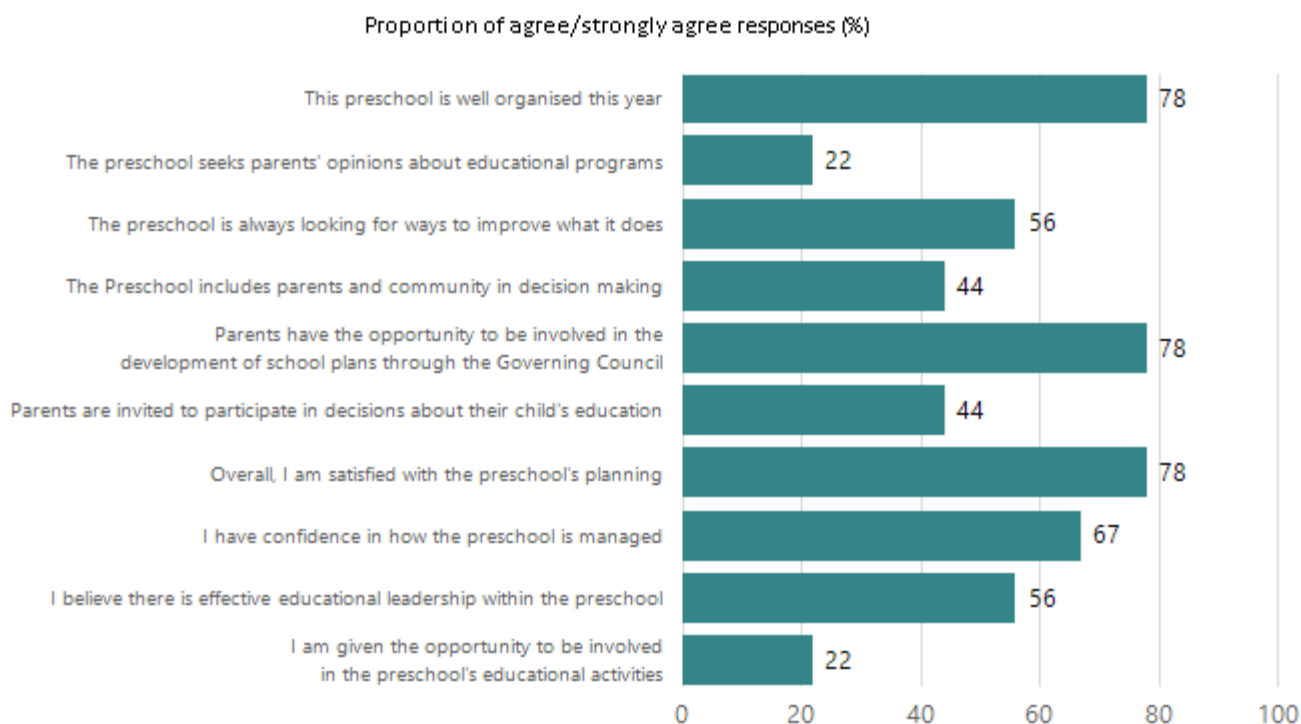
Data Source: 2023 Department for Education Preschool Family Opinions Survey, Term 3 2023.

Relationships and Communication



Data Source: 2023 Department for Education Preschool Family Opinions Survey, Term 3 2023.

Leadership and Decision Making



Data Source: 2023 Department for Education Preschool Family Opinions Survey, Term 3 2023.

Destination Schools

Feeder Schools (Site number - Name)	2021	2022	2023
0737 - Kingston Community School	95.5%	74.1%	39.1%
9999 - Unknown	4.6%	25.9%	60.9%

Note: The data is collected in term 3. It does not reflect actual schools enrolled in by existing preschool children. A blank cell indicates there was no data for students enrolled.

Data Source: Department for Education Destination Data Report, 2023.

Highest Qualifications held by the teaching workforce and workforce composition

All teachers at this school are qualified and registered with the SA Teachers Registration Board.

Qualification Level	Number of Qualifications
Bachelor's degrees or Diplomas	2

Data Source: Data extracted from Mandatory Workforce Information Collections as on the last pay date of June 2023. As self-reported by staff in the system.

Please note: Data includes staff who are Actively employed and on extended paid leave. Please note only the highest qualification of the Teaching staff is reported. Excludes any number of other certifications earned.

Workforce composition including indigenous staff

	Teaching Staff		Non-Teaching Staff	
	Indigenous	Non-Indigenous	Indigenous	Non-Indigenous
Full-Time Equivalents	0.0	1.4	0.0	3.3
Persons	0.0	2.0	0.0	7.0

Data Source: Data extracted from Mandatory Workforce Information Collection as on the last pay date of June 2023.

Please note: Data includes staff who are actively employed and on extended paid leave. "Indigenous category" is self-reported by staff in the system.

Financial Statement

Funding Source	Amount
Grants: State	\$662906
Grants: Commonwealth	
Parent Contributions	\$8130
Fund Raising	\$2214
Other	\$10392.37

Data Source: School supplied data.